




Sing.



Play.



Love.®



One of life's greatest challenges is waiting patiently for what we want and need.


*Let's learn and practice this important social-emotional skill together the FUN way with my **"I am Waiting" song**. Stand as you sing and follow the directions the lyrics provide. Reach high in the sky to "catch a star." Move your pockets as you "Fancy Pants" dance. Show your best "waiting body" with arms to sides as you listen and wait for the next fun direction.*

You can utilize the free **"I am Waiting" song** visuals to help teach. Here's how!

You will need access to a color printer, and a paint stirring stick, plastic tape and two pieces of card stock paper for printing. *Colored duct tape is optional.*

Print the WAITING CHILDREN and GO SIGN images in color onto two pieces of card stock. Tape a paint stirring stick to the back of one image, and then tape the two pieces of paper back to back to form a sign. I covered the paint stirring stick with colored duct tape to make it look especially snazzy!

Use your waiting/GO **sign** to remind children what waiting looks and feels like as they listen to directions, stand in line, or focus their attention during transitions, circle time or small group.



My joy is to help you find creative and effective ways to support early learning and kindergarten readiness, while strengthening your bond with the children you love.


I would never make you wait,

Anne

Anne Meeker Watson, Ph.D.
MeekerCreative@gmail.com



Copyright © Anne Meeker 2018



Wait

